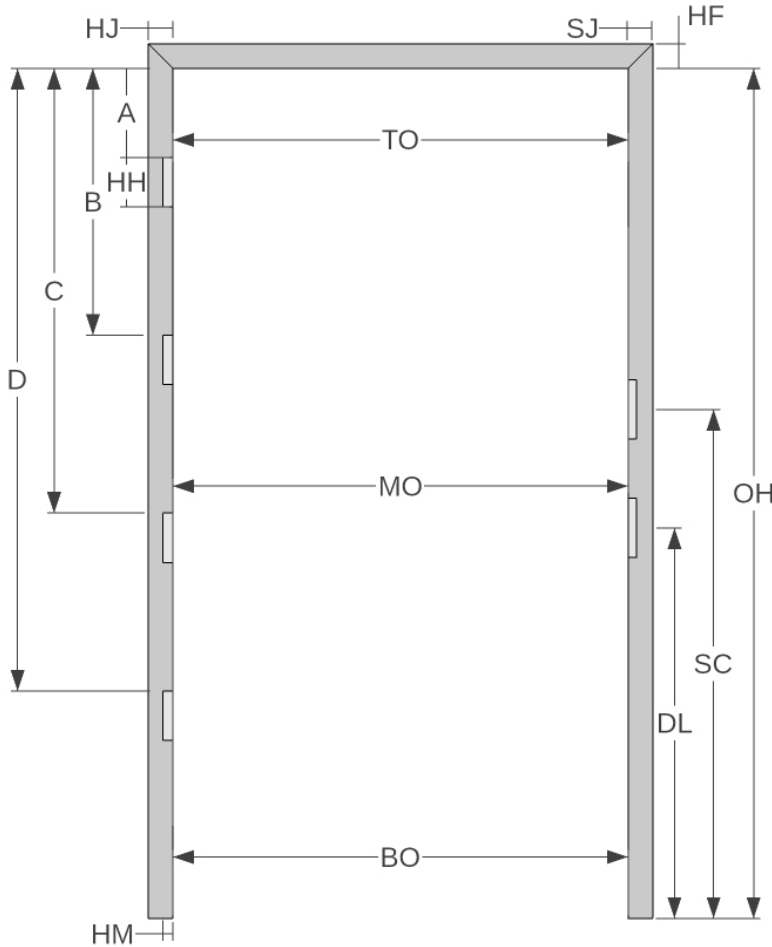


HMF EXPRESS

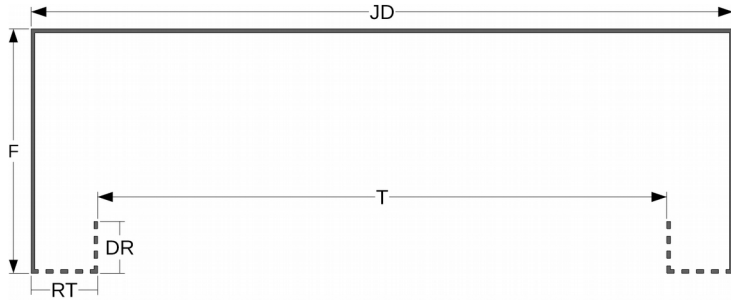


		H.W.	N.H.W.
TO	Top Opening Width	_____	_____
MO	Middle Opening Width	_____	_____
BO	Bottom Opening Width	_____	_____
OH	Opening Height	_____	_____
SJ	Strike Jamb Face	_____	_____
HF	Head Face	_____	_____
HJ	Hinge Jamb Face	_____	_____
DL	Bottom to CL of DL Strike	_____	_____
SC	Bottom to CL of Strike	_____	_____
A	Top Hinge <small>Measured from top of opening to top of prep.</small>	_____	_____
B	Second Hinge	_____	_____
C	Third Hinge	_____	_____
D	Fourth Hinge	_____	_____
HH	Hinge Height	_____	_____
HM	Hinge Mortise Depth	_____	_____

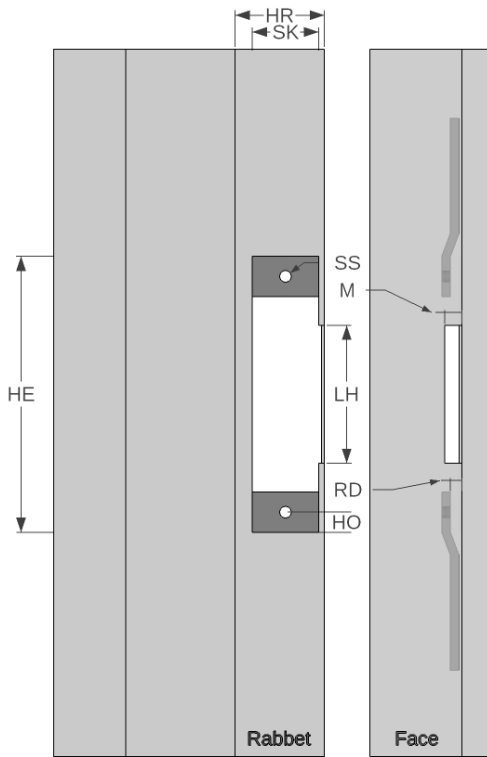
Quantity:	Gauge:	Material:	Handing:
-----------	--------	-----------	----------

Frame Construction:	Fire Label:	Other Hardware Preps:
---------------------	-------------	-----------------------

Field Measurement Form Cased Open Profile Project: _____	 www.HMFEXPRESS.com Phone: 866-452-1845 Fax: 866-452-9173 2051 Northchase Parkway SE Wilmington, NC 28405	Date: _____ By: _____ Page: ____ of ____	Mark #: _____
--	---	--	---------------



	H.W.	N.H.W.
F Face Width	_____	_____
RT Return Width	_____	_____
DR Drywall Return Width	_____	_____
JD Jamb Depth	_____	
SW Soffit Width	_____	
T Throat	_____	



	Lock	Deadlock
SK Strike Width	_____	_____
HE Strike Height	_____	_____
LH Lip Height	_____	_____
M Lip Mortise Depth	_____	_____
HO Screw Hole Location	_____	_____
RD Reinforcement Depth	_____	_____
SS Screw Size	_____	_____

Field Measurement Form Cased Open Profile		Date:	Mark #:
		By:	
Project:	www.HMFEXPRESS.com Phone: 866-452-1845 Fax: 866-452-9173 2051 Northchase Parkway SE Wilmington, NC 28405	Page: ____ of ____	